

Archiline, Flushline & Shadowline

Cavity Sliding Door Order Form



METINNO

Distributed by adxdepot

<input type="checkbox"/> Order	<input type="checkbox"/> Quote	Customer Order No.	Job Code	Contact Name	Date	Date Required
--------------------------------	--------------------------------	---------------------------	-----------------	---------------------	-------------	----------------------

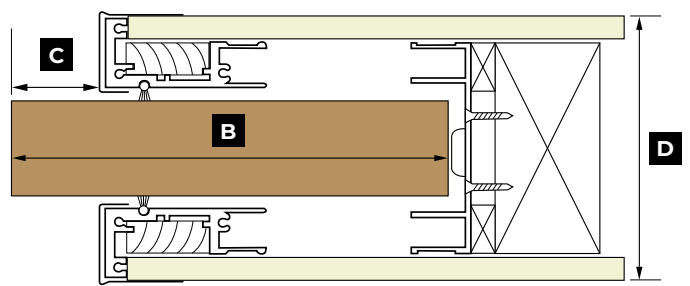
See Diagrams Below

Max Door Thickness 40mm

Qty	SGL DBL	Type	Door Height E - 20 = A	Door Width B	Projection C	Track Code	Wall Thickness D	Ply Side	Finished Floor to under-side Ceiling/Bulkhead E	Jamb Type	Head Detail	ADX Door Required?	Door Type	If glass, Type G	Soft Close	Glass Clamp
Example 3	DBL	Flushline	2985	820	NIL	P65	10/90/10	NONE	3030-10-15 = 3005	F	Full Ceiling Height	YES	10mm Frameless Glass	CL	YES	YES
1																
2																
3																
4																

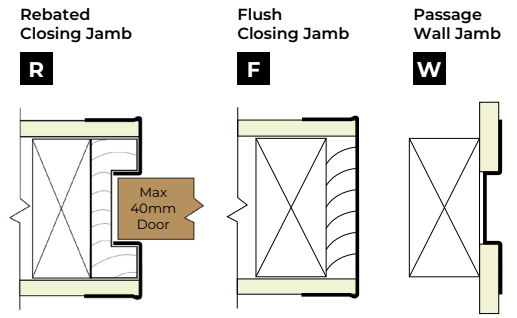
Measurements B C D

10mm or 13mm Plasterboard | 90/92mm Timber or Steel Stud



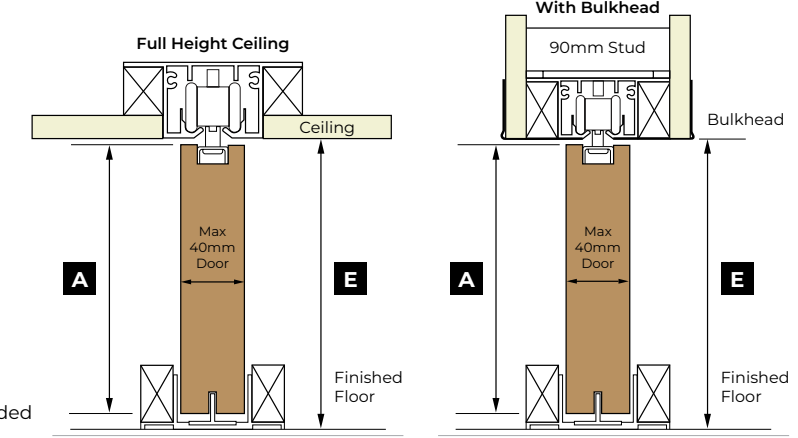
3 Jamb Types

10mm or 13mm Plasterboard | 90/92mm Timber or Steel Stud



Measurements A E & Head Detail Options

10mm or 13mm Plasterboard | 90/92mm Timber or Steel Stud



Please Note: 90mm stud trims included in system. Customer to supply trims if stud is not 90mm.

G Glass Types: CL = Clear, OP = Opaque, TG = Translucent Grey, N/R = Narrow Reeded

Office use only

Sales Person:

Phone: Delivery Docket:

Customer Signature

I agree that the details submitted on this order form are accurate in every aspect.

Print

Submit

If you require assistance completing this form, please call **(08) 8292 5000** or email us at **solutions@adxdepot.com.au**