

METINNO®


6000 Series

Aluminium Hinged Door

- Custom made to suit your requirements
- Available in wide or narrow stile options
- Accommodates various seal options
- Available in natural anodised or mill finish for powder coating to any colour
- Environmentally friendly, recyclable product
- Accommodates most modern door hardware
- Strong and light construction
- Compliments Metinno Aluminium Partitioning



Distributor:

 **adxdepot** P: 08 8292 5000 E: solutions@adxdepot.com.au

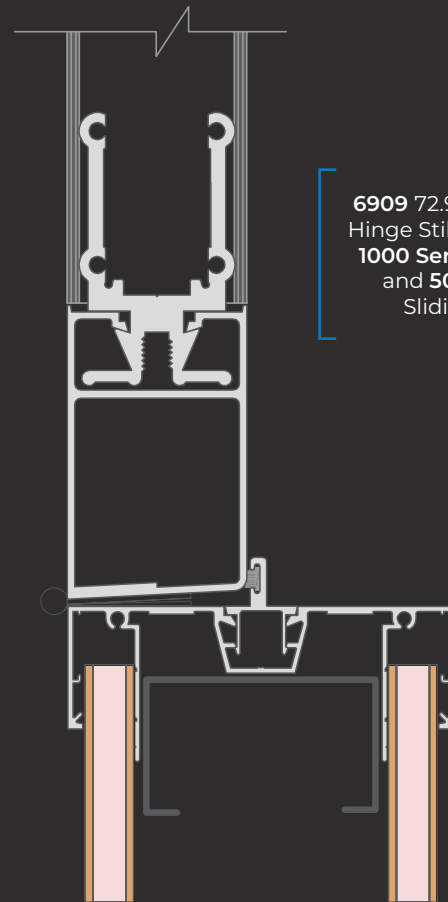


Popular for it's customisation & seamless integration

The Metinno 6000 system aluminium hinged door has been designed and is custom-manufactured to suit your specifications and requirements for a modern look and feel.

It focuses on the same sharp lines and small radii that are achieved in the Metinno 5000 system design. The Metinno 6000 system integrates seamlessly with other Metinno partition suites giving designers the ability to maintain a consistent architectural look throughout all door and partition applications.

It works with almost any door hardware and can be manufactured to suit a standard swinging door key-lock or an automatic door opening system with an electric strike. Achieve the desired look by selecting a natural anodised or mill finish that can also be powder coated to any colour.



6000 Series

Pair with any partition series & desired door hardware

The Metinno 6000 system is available in both wide and narrow hinge stile options and can also accommodate various seal options. With it's strong and light construction, this hinged door system accommodates most modern door hardware – including electric door strikes.

All hinge stiles are reinforced to support hinge screws ensuring strength in design and construction for a superior finish.

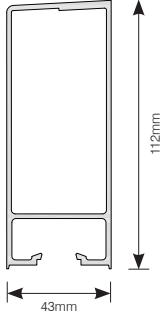
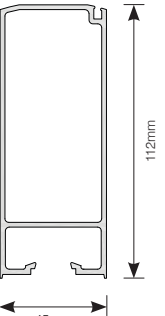
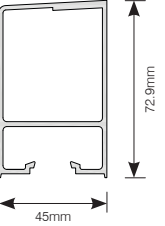
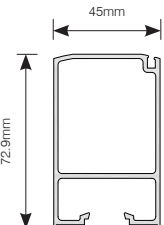
For more product inspiration and to download CAD and Specification files visit adxarchitectural.com.au.

BAE SYSTEMS - ADELAIDE
OFFICE FITOUT

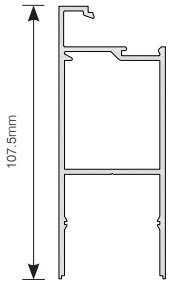
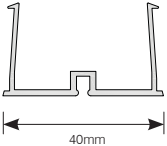
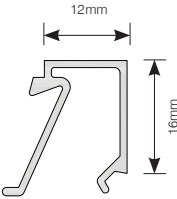
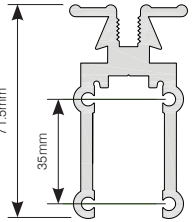



METINNO® 6000 Series

ALUMINIUM HINGED DOOR SYSTEM


SECTION	CODE	DESCRIPTION	FINISH* & LENGTH	CONNECTS WITH
	6002	112mm Wide Hinge Stile	NA 2.8m MF 2.8m	5064
	6003	112mm Wide Lock Stile	NA 2.8m MF 2.8m	5064
	6909	72.9mm Narrow Hinge Stile	NA 3.1m	5064
	6910	72.9mm Narrow Lock Stile	NA 3.1m	5064

*NA: Natural Anodised MF: Mill Finish

SECTION	CODE	DESCRIPTION	FINISH* & LENGTH	CONNECTS WITH
	5412	Door Rail	NA 2.8, 6.5m <hr/> MF 2.8, 6.5m	5413, 5414, 6002, 6003, 6909, 6910
	5413	Door Seal Adaptor	NA 2.8m	5412, PS13, PS16
	5414	Door Bead	NA 2.8, 6.5m	5412
	5064	Easygrip Door Spigot	Mill Finish	5062, 5063, 6002, 6003, 6009, 6910
	PS13	13mm Felt Seal for Trailing Stile	Grey & Black	6003, 6909

*NA: Natural Anodised MF: Mill Finish







NETWORK NINE - ADELAIDE
OFFICE FITOUT



METINNO®

HINGED DOOR SYSTEMS

Get in touch to learn more about the
Metinno® product range.

Distributed by:



P: 08 8292 5000 **E:** solutions@adxdepot.com.au