


# Door Hardware Selection Guide

Choose from a range of popular door handles, locks, closers, seals, stops & hinges to complete your project



[www.adxdepot.com.au](http://www.adxdepot.com.au) (08) 8292 5000 [solutions@adxdepot.com.au](mailto:solutions@adxdepot.com.au)



# Carefully selected hardware range from industry leading brands.

Our team can work with you to prepare a door hardware schedule that meets your project's requirements. This selection guide showcases some of our most popular door hardware products for your quick reference however if you are looking for an alternative solution, we can source it.





DAX7000/715SSS  
**Alpha Lever**  
To Suit Lock/Latch



DAX7000/716SSS  
**Telo Lever**  
Range Lock Latch



DAX7000/717SSS  
**Costa Lever**  
Range Lock Latch

## Schlage 7000 Series Levers

- Levers made from solid stainless steel.
- 7 year mechanical and finish warranty.
- Sets available to suit 32mm-50mm.
- Built in privacy push-button for quick installation & ease of use.
- Sleek design with secure fixings.
- Suitable for fire door assemblies when used with fire rated mortice locks or latches.
- Available in Stainless Steel and Matt Black finish.

## Specifications

Material	Finish	Door Thickness (mm)	Functions	Accessories
Solid Stainless Steel, US304 grade	Stainless Steel & Matt Black*	Latch furniture - 32mm to 50mm	Latch furniture, passage, privacy and dummy trim	Escutcheons, universal rebate kit, emergency turn set, 70mm latch
		Passage set – 32mm to 50mm		
		Privacy set – 32mm to 42mm		

\*Lead time applies



**L9MFS**  
**Multifunction Backset**



**L9SS**  
**Sliding Door**

**Legge 990**

**Mortice Locks**

- Multi-function case allows easy conversion of a vestibule lock function (inside handle free) to a combination lock function (both handles locked) by a simple external operation.
- Reversible stainless steel latch adjusts for inwards/outwards opening and left/right hand without case disassembly.
- Standard lock suitable for doors 32mm to 50mm thick. Extended cylinders, spindles and strike plates available to accommodate thicker doors and wider jambs.
- Designed to be compatible with most electric strikes.
- Fire Rated in accordance with Australian Standards.

**Specifications**

Code	Door Type	Door Thickness (mm)	Backsets
L9MFS	Timber or Metal	32mm to 50mm standard	60mm standard, 89mm and 127mm backset
L9SS	Timber or Metal	35mm to 50mm standard	60mm standard
DAX990MB	Matt Black finish kit.		



1130B Regular



1130B-T Track Arm

**Briton**

# Door Closers

## Adjustable Strength

- Stainless Steel construction.
- Non-handed, slimline unit for commercial wooden and metal doors.
- Adjustable 2-6 strength closer to suit the most popular range of door sizes.
- Hydraulically controlled, with adjustable back check and regulators to give the desired closing speed.
- Precision rack and pinion mechanism.
- Easily mounted to the surface of door or the top jamb.

## Specifications

Code	Strength	Regulating Controls	Finish	Mounting
BNT-1130B	Regular 1 to 6	Closing speed, latching speed and backcheck	Silver or Matt Black	Regular, top jamb & parallel arm
BNT-1130B-T	Track Arm 1 to 4			



PH40 Square



PH25 Offset

Vinco

# Pull Handles

## Square & Offset Back to Back

- Manufactured from 304 Grade stainless steel.
- Complete with fixing accessories for timber, glass and aluminium doors.
- Available in back to back fixing (BTB).
- Available in Stainless Steel or Matt Black finish.

## Specifications

### Square Pull Handle

Code	Diameter	Length*	LxWxH (mm)
PH40300FD-SS	40 x 20mm	300mm	320 x 40 x 60mm
PH40450FD-SS	40 x 20mm	450mm	470 x 40 x 60mm
PH40600FD-SS	40 x 20mm	600mm	620 x 40 x 60mm
PH401000FD-SS	40 x 20mm	1000mm	1020 x 40 x 60mm
PH401200FD-SS	40 x 20mm	1200mm	1220 x 40 x 60mm
PH401500FD-SS	40 x 20mm	1500mm	1520 x 40 x 60mm

### Offset Pull Handle

Code	Diameter	Length*	LxWxH (mm)
PH25300SO-SS	25 x 25mm	300mm	325 x 65 x 65mm
PH25450SO-SS	25 x 25mm	450mm	475 x 65 x 65mm
PH25600SO-SS	25 x 25mm	600mm	625 x 65 x 65mm

\*From top fixing point to bottom fixing point.



Zanda, Verve

## Flush Pull Handle


Sliding Door Hardware

- Stainless Steel construction.
- Available in Stainless Steel or Matt Black finishes.
- 37mm narrow profile width to suit timber and aluminium doors.
- 150, 200, 250 & 300mm lengths.
- Concealed fixing – aesthetically appealing to the eye.

### Specifications

Code	Size (mm)	Finish	Fixing
5303	150 x 37mm	Stainless Steel & Matt Black	Concealed
5304	200 x 37mm		
5305	250 x 37mm		
5306*	300 x 37mm		

\*Order-in only product




## Bottom Automatic Door Seal

**Acoustic Rated, Smoke Rated, Bottom Mounted**

A concealed, automatic door bottom seal to suit medium temperature smoke and energy door seal applications. RP144Si features twin silicon bulb gaskets and is spring loaded to lift clear of the floor as soon as the door leaf is opened by a few millimetres. Mounted into the bottom hollow rail of metal doors, the seal is operated automatically by pressure against the door jamb on it's adjustable strike block.

- Fire Rated Gasket flammability index 1 when tested to AS1530.2.
- Smoke Rating NCC Spec C3.4 for smoke doors.
- Energy saving by eliminating draughts and dust.
- Keeps out insects & vermin.
- Durability tested over 1,000,000 operating cycles without failure.
- Concealed screw fix for a neat finish.
- Antimicrobial.



## Acoustic Perimeter Door Seal

**Fire Rated, Acoustic Rated, Multi-Function**

An effective acoustic door stop frame seal which is quick and easy to install on plain or rebated door frames. Multi-fin design for improved noise and energy sealing. The minimum deflection design creates maximum sealing efficiency. RP10 can be mitred or butt jointed for a neat finish. Adjustable by large concealed fixing slots for a precision fit. RP10 has a tamper resistant, rigid PVC cover strip (SE). Can be used on all four sides of the door to form a bulk head seal.

- Acoustic Rated AUS/NZ: NCC Spec F5.5.
- Fire Rated AUS/NZ: NCC Spec C3.4. AS1530.4 & AS/NZS 1905.1.
- Keeps out insects & vermin.
- Heavy duty, tamper, weather & smoke resistant.
- Adjustable with concealed fixing slots for a neat finish.
- Antimicrobial.

### Specifications

Code	Description	Sizes (mm)	Finishes
RP144SI	Bottom Automatic Door Seal	1350mm, 1220mm, 920mm, 600mm, cut to size available.	Clear Anodised
RP10	Acoustic Perimeter Door Seal	Available in door set sizes: Single, long, double or long double	Clear Anodised & Matt Black





## Legge

## Floor Mounted Door Stop

- Sits neatly into Head Track 5030 and Bottom Track 5020A.
- Can be used for swing doors.



## Legge

## Floor Mounted Door Stop

- Mounts neatly onto floor.
- Sturdy construction and rubber buffers to reduce noise & protect surfaces.
- Used with 5000 series sliding and 6000 series swing door systems.



## Legge

## Floor Mounted Dome

- Mounts neatly onto floor.
- Sturdy construction and rubber buffers to reduce noise & protect surfaces.
- Used with 5000 series sliding and 6000 series swing door systems.



## Legge

## Wall Mounted Door Stop

- Mounts neatly onto the wall.
- Rubber buffers to reduce noise and protect surfaces.
- Can be used for 6000 series swing door systems.
- Available in polished & stainless steel finish.

### Specifications

Code	Description	Material / Finish
DAX12802SSS	Legge Floor Mounted Door Stop	Stainless Steel
DAX12821SCP	Legge Floor Mounted Door Stop	Stainless Steel
DAX12901SCP	Legge Floor Mounted Dome	Stainless Steel & Matt Black
DAX13002SSS	Legge Wall Mounted Door Stop	Stainless Steel



## Interfold Hinge

### Heavy Duty Aluminium Hinge

- Suitable for aluminium entrance doors in high usage situation.
- Suitable for either centre pocket or front edge glazing systems.
- Suitable for some timber door applications.
- Pre-drilling of the holes in the timber may be required.
- Fastening screws supplied.
- Locator allows for Fast-Fixing.
- Bushes: Flanged nylon.
- Aluminium Endcaps: Pressed-in interference fit.
- Available in Natural Anodised Aluminium or Matt Black.

## Specifications

Code	Door Thickness	Hinge Qty	Pin Dia	Knuckle	Weight Capacity
A114	Minimum 40mm	3 Hinges for door up to 2300 x 900mm x 60kg	6mm 304 Stainless Steel with machined chamfer both ends	Squareline - Heavy Duty	Maximum 60kg





**Doors & Door Hardware**

## Door Hardware Selection Guide

For more information, view full  
product range & to buy online visit  
[www.adxdepot.com.au](http://www.adxdepot.com.au)



(08) 8292 5000 [solutions@adxdepot.com.au](mailto:solutions@adxdepot.com.au)